

FLY PAPER



May 2025

The Flypaper is a
monthly publication of

The Fox Valley Aero Club

An Illinois not-for-profit
Corporation

P.O. Box 837
St. Charles, IL 60174-0837

www.foxvalleyaero.com

AMA Gold Leader Club



Academy of Model Aeronautics
Charter Club #252

President:
Dale Gathman
contact@foxvalleyaero.com

Vice President:
Dave Murray
contact@foxvalleyaero.com

Secretary:
Armin Weber
contact@foxvalleyaero.com

Treasurer:
Scott Stampfli
treasurer@foxvalleyaero.com

Flypaper Editor:
Paul Martin
contact@foxvalleyaero.com



Jeff Hughes photo



President's Message

Dale Gathman

contact@foxvalleyaero.com

Field Workday – Thanks go out to all the members who helped during our Field Workday. A lot was accomplished, and Dominick did a great job organizing the day. Thanks also to JT for picking up the Pizza. Almost all of the items on the project list were completed, with just a few to still be taken care of as we get time.

Runway Project – Our Runway Project, which included crack filling the runway and parking lot with hot tar, sealcoating all of the asphalt surfaces up to the gun range, and then striping those surfaces, has been completed. Moses Sealcoating spent two full days on the job, and they did a fantastic job. They had four guys do the crack filling the first day, then six guys doing the sealcoating and striping. Check out pictures of both the Runway Project work as well as the Field Workday in this issue.

Lawn Mowing Volunteers Needed – As always, we need a crew of 4-8 volunteers to do the Short Grass mowing on Monday mornings. Our professional mowing service mows on Thursday mornings, and our volunteers mow the Short Grass areas again on Monday morning. Our Field Chairman, Dominick, will be coordinating the crew, and he needs your help. Watch for the email and please sign up if you can.

Family Fly – We have Family Fly coming up on Saturday, May 10 and always have a fun time while visitors take a turn flying one of our pilot's trainer airplanes. Come out and see the fun.

Memorial Day Parade - On Memorial Day, we will once again be participating in the St. Charles Memorial Day Parade. This is a great opportunity to honor our veterans with our parade float. Please consider joining us as we walk along with the float down Main Street in St. Charles. The parade is only about seven blocks long, and the spectators really enjoy seeing our float full of planes. Look for details to be sent to you via our club email.

Festival of Flight – On June 7, we will have our Wings & Wheels – Festival of Flight. This year, we will be adding 'wheels' to the event in the form of both exotic and classic cars. The event is open to all AMA pilots, and all aircraft types and sizes are welcome. There is no pilot registration fee, so be sure to bring out your coolest planes to fly for the spectators. We will need help to run this event, and I will be sending an email asking for your help. Please volunteer at least one shift during the day.

I hope that you can make it to our Member Meeting on Monday, May 12 at 7:30 at the St. Charles Township Hall. I look forward to seeing you there. Make sure to bring any projects you have been working on. Your fellow members would love to see them. Show-and-Tell is always the highlight of the evening.

Dale



Secretary's Report

Armin Weber

contact@foxvalleyaero.com

Fox Valley Aero Club

Member Meeting Minutes

April 14, 2025 at
St. Charles Township Hall

1. **Welcome Members and Guests** – Dale Gathman.
Dale Gathman called the meeting to order at 7:35pm
2. **Approval of Member Meeting Minutes from March 10, 2025** – Armin Weber.
Dale Gathman asked for a motion to accept the Member Meeting Minutes from March 10, 2025. Motion made by Scott Schilling, second by Rob Sampson. All Approved.
3. **Treasurer's Report** – Scott Stampfli.
Taxes are complete. Pop Machine will be re-stocked and open soon.
Income includes WCWC registration, Swap Shop, and some dues.
Annual field expenses will begin soon, including runway repair scheduled to start this week.
Dale Gathman asked for a motion to accept the Treasurer's Report. Motion made by Dave Jacobsen, second by Jeff Peca. All Approved.
4. **Safety Chairman's Report** – Jim Thompson.
AED Tested. There was a fire at the tree line directly to the South. Unknown how it started. Possibly due to dry conditions. The Fire Department responded and extinguished.
5. **Government Relations Chairman's Report** – Dave Murray.
We have a new Mayor in Saint Charles, Clint Hull. Dave and Todd Culbertson will meet with the mayor to introduce FVAC.
6. **Membership Chairman's Report** – Jeff Peca.
 - a. Member count at 222.
 - b. New Member – John Zingale.
7. **Field Chairman's Report** – Dominick Silvestri.
 - a. Workday this Saturday, April 19, 2025 at 9:00 am.
 - i. Clean clubhouse.
 - ii. Store folding walls.
 - iii. Repair broken flagpole on West end.
 - iv. Put flagpoles up.
 - v. Fill holes in mid grass runway.
 - vi. Replace two bleacher boards
 - vii. Paint bleacher boards as needed (gray).
 - viii. Paint bleacher frames (black) as needed.
 - ix. Paint garbage can on west end (white) (bottom only).
 - x. Paint lower wall on southwest end of clubhouse (gray).
 - xi. Paint power charge shelves on fence line (gray).
 - xii. Weed the mulch underneath bleachers and add mulch as needed.
 - xiii. Fill potholes in gravel driveway.
 - xiv. Roll gravel driveway and gravel parking lot.
 - xv. Repair loose soffit/facia board on southwest end of shed.
 - xvi. Clean clubhouse windows.
 - xvii. Repair loose boards on starting tables.
 - xviii. Cut down small trees growing on the east end of the runway grass area.
 - xix. Prepare hand wash station.
 - xx. Wash picnic tables.
 - b. Tools needed:
 - i. Portable tools – Sawzall, Grinder, Paint Brushes.
 - ii. Glass cleaner and rags.
 - iii. Brooms.
 - iv. Dustpans.

(Continued from previous page)

- v. Chain Saw.
- vi. Drill and Bits.

8. **May Events** – Dale Gathman.
 - a. May 3 – Treeline/Berm Orientation Day.
 - b. May 10 – Family Fly Day.
 - c. May 26 – Memorial Day Parade.
9. **Flypaper Editor's Report** – Paul Martin.
No report.
10. **Public Relations Chairman's Report** – Todd Culbertson.
Family Fly coming up May 10.
11. **Swap Meet Report** – John 'JT' Turner.
The event was a success. Club table did well. JT will finalize the 2026 contracts in the next month or so.
12. **Festival of Flight Report** – Jim Thompson.
We have a new food vendor – Scooby's Hot Dogs. Exotic and antique cars will be on display.
All types of aircraft can fly at this event.
13. **Windy City Warbirds & Classics Report** – John Howe.
 - a. Planning continues.
 - b. 19 Pilots Pre-registered at this time.
 - c. Event hats and shirts will be ordered.
14. **Flight Trainers** – Dave Jacobsen Chief Flight Instructor.
 - a. Art Alvarez, Tom Blassick, Matt DiPietro (ducted fan), Paul Martin, Jim Thompson.

Show & Tell:

Kevin Hersey – Showed his now complete 1930's era "Spook". Originally a free flight model. Kevin converted to 3-channel RC. The model is covered with Coverite transparent covering and Callie graphics. Powered by Saito-40. Weight is between 4 and 5 lbs.



Scott Adair – Showed his new Aeromaster Biplane built from the Great Planes kit. The 54" model is finished with iron-on covering and uses a 15CC gas engine.



Dale Gathman – Showed his tried and true Hanger 9 ¼-scale Piper Cub. Dale removed the old Ultracote covering and applied Oratex Fabric.



Mark Beezhold – Showed his Cessna 182 Skylane. The 81" ARF is from Top Flite. The model features functional lights, a Robart nose gear strut, and powered with a 20cc gas engine.

Tom Spriet – Will be moving out of state and will be selling off his remaining models and shop tools. Tom has around 12 models ranging from small electric to nitro to large gas. Tom also has many shop tools from his Glass business.

Motion to adjourn by Jeff Peca, second by John Howe. All approved.
Meeting was adjourned by Dale Gathman at 8:35pm.
Minutes submitted by Armin Weber–Secretary

Jessie Stampfli photos

Thanks to all of the contributors to the Flypaper this month! In this issue, 3 of our members have articles about winter builds (and repairs)! It will be great to see them fly on our newly resurfaced runway! The runway looks great; I had the opportunity to fly on it just yesterday. The runway resurfacing is shown on pages 8 & 9 of this issue.

Thanks go out to all of the workers at this year's Field Workday. Everything is looking great and ready for all of the flying and events to come!

See you at the field!

-Paul

From the Editor

Paul Martin

contact@foxvalleyaero.com



Watcha got?

The *FlyPaper* is always looking for content! Send your builds, tips, and tricks for inclusion in this newsletter to: contact@foxvalleyaero.com

The viewpoints in this newsletter are solely those of the individual authors. They may not necessarily represent those of the Editor, Officers, Board, or Membership of the Fox Valley Aero Club.

Did You Know!

If you sponsor a new member that joins Fox Valley Aero Club you will receive a \$50 discount off of your annual dues. This applies up to 3 new members annually, for a potential total of \$150.

Wings & Wheels Festival of Flight

From Jim Thompson, Festival of Flight Chairman

Update: 2025 "Wing & Wheels Festival of Flight".
June 7, 2025

This Year's "Wings & Wheels Festival of Flight" will be host to BOTH "Exotic Autos" courtesy FVAC Member Imran Hassan & Friends, and some Vintage Autos courtesy of Scott Stier.

Also, this year's event will be catered by "SCOOBY'S Hot Dog Truck. Alot Going On this Year !!!

As Usual, "Fingers Crossed for GOOD Weather"!

Jim T. CD/EM



Photo Doug Swanson

Safety Corner/AED Location



Jim Thompson has moved the Automated External Defibrillator (AED) to the First Aid Safety Box above the Juice Bar. The photo is shown below. The next time you are at the field please take note of it!



The AED is in this big box marked with a **BIG RED CROSS!!**



Photo Dave Jacobsen

FVAC FIELD WORKDAY

On April 30, 2025, many of our members pitched in, under the guidance of our new Field Chairman Dominick Silvestri, to get our beautiful field ready for the 2025 flying season.


Thanks to all of our members who contributed!



Runway Resurfacing

Initial runway, ramp and parking resurfacing was started on April, 16. The crew from Moses Sealcoating began the process by filling in all of the cracks. The final sealcoating and painting steps were completed on April 24 & 25.

A few shots of the runway with some representative pictures of the cracks that were present are shown below.



Some pictures of work in progress are shown below and on the next page.

Crack Filling



Sealcoating



(Continued from previous page)

Striping/Painting



Dale Gathman Photo

Project Completed - WOW!!!



Jeff Hughes photo

Anzani Longster Repairs

Submitted by Kevin Kessler

FVAC members may remember Victor Miller flying his amazing scratch-built planes. I was fortunate enough to inherit his 40% Anzani Longster, also known to club members as "Snoopy's Flying Circus".



This photo is from Joe Nall, a month before Air Supremacy over Goshen 2024.


I was flying Snoopy at Air Supremacy over Goshen 2024 and clipped the top of the barbed wire fence while attempting a dead stick landing (I forgot to fuel up before flying). Andy Gideon captured the event on his 2024 Day 2 video at 1:09. <https://youtu.be/Gj1jZu7BpMg?t=4150>



Here is an after photo at the Air Supremacy over Goshen 2024.

Victor Miller volunteered to make repairs to the Anzani Longster and I wanted to share the photos and process that Victor followed to make the repairs.

Victor started by cutting away the damaged structure and replacing it with Lite-Ply. He then "scabbed" over the edge glued ply on both sides to restore strength to the fuselage side structure and firewall. It is a good thing that I did not attempt the repairs myself. I had to ask Victor what "Scabbed" meant. It refers to gluing a piece of wood over the top of the repair so that the edge glued "plug" is merely the "meat inside the sandwich". Edge gluing alone adds little strength.




Base color applied. This is a butted joint to avoid a pronounced bulge under the final red covering. It is curved only to exude skill and workmanship.



(Continued from previous page)

Landing gear rebuild. Alignment and soldering.




After the gear structure was complete, the tedious work of doing the scale detail started. Wood was built up around the piano wire and the damaged aluminum struts were rebuilt.

Shock absorber, and fairing on landing gear were finished and Victor finished up the repairs with some nice custom details that you will need to wait to see at the field or the next event.



The bends on the gear are precisely aligned and tack soldered. The next step is to wind the joints with copper wire and do the final soldering. Unfortunately, alignment of the gear with the wings installed to check for a level stance was difficult because the tack solder would not support the weight of the plane. Weight was not an issue during the initial construction because the bones of the plane weighed under 10 pounds.



I am planning on returning to Joe Nall and Goshen this year. Snoopy's Flying Circus will be at Windy City Warbirds and Classics for sure this year!

Byron Beechcraft Staggerwing

Submitted by Armin Weber

All construction is complete, and the foam parts have been fiberglassed. Next was three rounds of priming, filling and sanding. I used a white primer because the base color will be white.

The Byron retracts were assembled and installed. After a lot of tedious work they function well.

A few more hours of prep and it's ready for paint.

Armin Weber



THE "SPOOK"

Submitted by Kevin Hersey

It was Fall and the Field weekday crew was busy discussing the intricacies of flight when the subject of winter projects arose. A quick internet search produced a long list of aircraft from a bygone era. Of particular interest to me was a gull wing 30's vintage free flight aircraft referred to as the Spook.



Only one supplier of a Spook was identified, Hanger One located in New Zealand. Hanger One provides a short and full kit. I had two apprehensions, ordering something from New Zealand from an unknown supplier and the shipping costs/shipping time. Ultimately a full Spook kit was entered into the shopping cart. In round numbers the kit was \$300 and shipping \$50. Given that a US stamp is now \$0.70+, \$50 bucks didn't seem outrageous. Hoping that shipping wouldn't require a slow-mo cargo ship, eight days after placing the order, the Spook showed up at my doorstep courtesy of DHL airfreight into O'Hare after an 8,000+ mile journey.

The kit was in excellent condition. Little or no instructions were provided but full sized plans from a bygone era were included along with a modern drawing showing the dual balsa laminated spars. After a few tries the spars were assembled along with six different rib sizes. Throughout the process the aft spar was shimmed to accommodate the under cambered ribs.

The fuselage was fairly straight forward with the exception of the windscreen. After several (maybe more than several) attempts, an acceptable windscreen was constructed of 0.20 Lexan.

The landing gear needed to be formed from metal spars salvaged from a deceased Balsa USA Fokker D8 (kinda like an organ transplant). Wheels and tires were selected for their light weight, approximately 1.5 ounces each. When the wing was completed, it lacked torsional rigidity. Additional bracing was added between the fore and aft spars for the majority of bays. Butt joints in the fuse were reinforced with gussets.

The 72 inch wingspan Spook is powered by a Saito 40. Covering is transparent orange Coverite. Weighing in at a little less than 5 pounds including approximately 6 ounces of nose weight (whoopsie). A calm day will be required for the first flight!

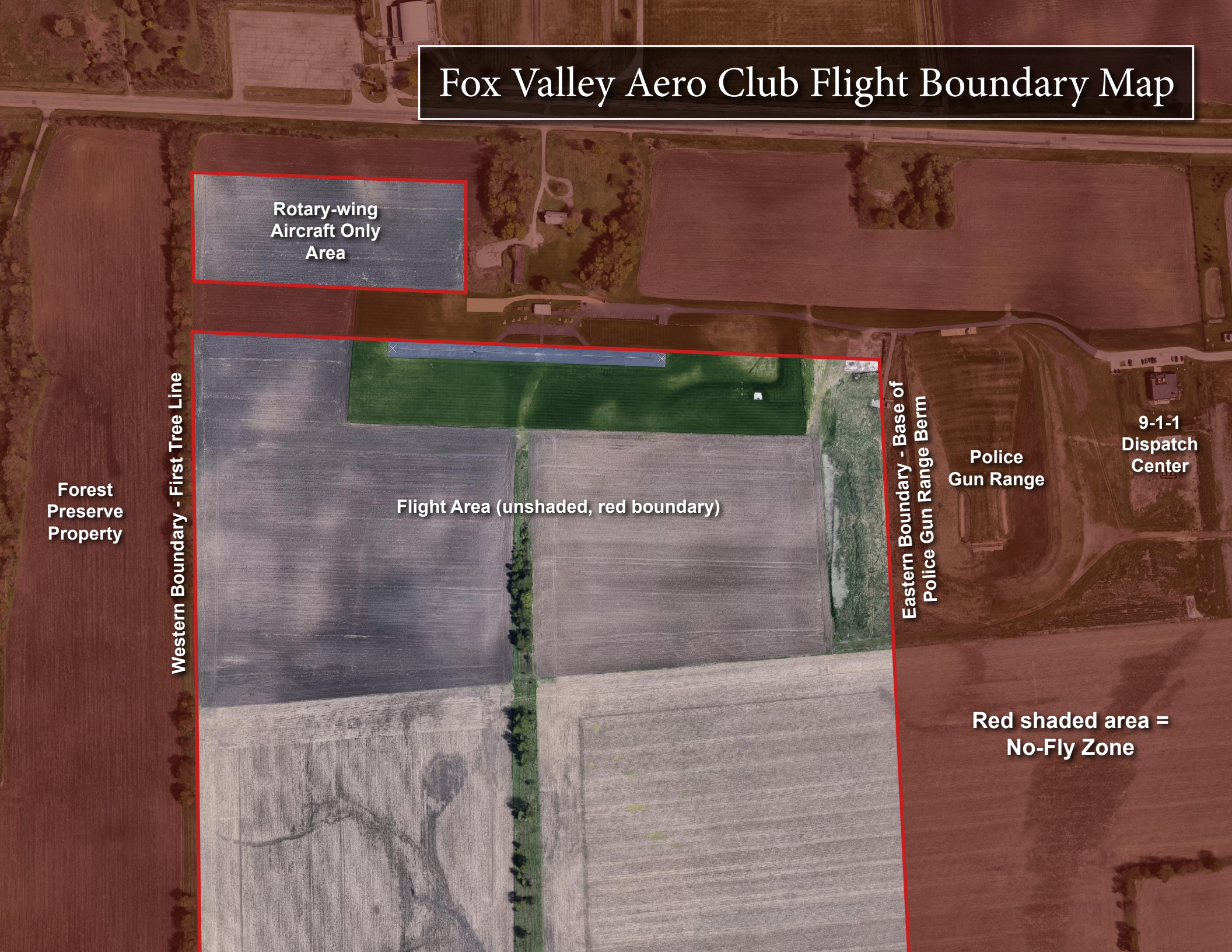
- Kevin



January 1	Fun-Fly — Frozen Fingers	10:00 am FVAC Field
January 13	FVAC Member Meeting	6:30 Board, 7:30 Member at Township Hall
February 10	FVAC Member Meeting	6:30 Board, 7:30 Member at Township Hall
February 15	FVAC Annual Swap Meet	8:30 – 4:00 - Kane County Fairgrounds
March 10	FVAC Member Meeting	6:30 Board, 7:30 Member at Township Hall
April 14	FVAC Member Meeting	6:30 Board, 7:30 Member at Township Hall
April 19	Field Workday	9:00 – FVAC Field
May 3	Tree Line/Berm Orientation Day	Postponed
May 10	Family Fly Day	10:00 - 2:00 - FVAC Field
May 12	FVAC Member Meeting	6:30 Board, 7:30 Member at Township Hall
May 26	St. Charles Memorial Day Parade	TBD
June 7	Festival of Flight - AMA Sanctioned	9:00 - 5:00 – FVAC Field
June 8	Fun Fly - #1	11:00 - 1:00 - FVAC Field
June 9	FVAC Member Meeting	6:30 Board, 7:30 Member at FVAC Field
June 21	FVAC Cookout - Awards and Raffle	12:00 - FVAC Field
June 22	Geneva Swedish Days Parade	TBD
June 28-29	Chicagoland IMAC Cup - AMA Sanctioned	8:00 - 6:00 - FVAC Field
July 5	Electric Only – AMA Sanctioned	9:00 – 3:00 Electric Only – FVAC Field
July 10 - 12	Windy City Warbirds & Classics - AMA Sanctioned	9:00 - 5:00 - FVAC Field
July 14	FVAC Member Meeting	6:30 Board, 7:30 Member at FVAC Field
August 2	Cub Fly - AMA Sanctioned	9:00 – 1:00 - Cubs Only - FVAC Field
August 2	Night Fly - AMA Sanctioned	6:00 - Midnight - FVAC Field
August 11	FVAC Member Meeting	6:30 Board, 7:30 Member at FVAC Field
August 23	Retro Fly	9:00 – 3:00 - FVAC Field
August 24	Fun Fly #2	11:00 - 1:00 - FVAC Field
Sept 6	EDF Jet Only - AMA Sanctioned	9:00 - 3:00 - FVAC Field
Sept 8	FVAC Member Meeting	6:30 Board, 7:30 Member at Township Hall
Sept 27	FVAC Tailgate Swap Meet - Sanctioned	8:00 - 1:00 – FVAC Field
October 11	Turkey Fry	12:00 - FVAC Field
October 13	FVAC Member Meeting	6:30 Board, 7:30 Member at Township Hall
November 10	FVAC Member Meeting	6:30 Board, 7:30 Member at Township Hall
December 6	Christmas Pizza Party	6:00 Nick's Pizza & Pub - Elgin

Note that starting this month we are back to meeting at Township Hall!

Fox Valley Aero Club Flight Boundary Map



Rotary-wing
Aircraft Only
Area

Forest
Preserve
Property

Western Boundary - First Tree Line

Flight Area (unshaded, red boundary)

Eastern Boundary - Base of
Police Gun Range Berm

Police
Gun Range

9-1-1
Dispatch
Center

Red shaded area =
No-Fly Zone



Mail this completed form to:

Fox Valley Aero Club
P.O. Box 837
St. Charles, IL 60174-0837

Fox Valley Aero Club Membership Form

New **ADULT** member assessment fee: \$300 (does not include dues)

Yearly dues

ADULT members (19 years old and over): \$150.00 per member
JUNIOR members (under 19 years old): \$25.00 per member
FAMILY membership: \$150.00 for primary member
\$25 for each additional household member
(A.M.A. membership required for flying privileges.)

Make checks payable to "Fox Valley Aero Club"

Primary Member	PLEASE PRINT	<input type="checkbox"/> New member	New ADULT member assessment fee	<input type="checkbox"/> \$300
FULL NAME	PHONE NUMBER	EMAIL	<input type="checkbox"/> Send club notices	
STREET ADDRESS	CITY	STATE	ZIP	
BIRTHDATE	A.M.A. NUMBER	Dues amount (See above):	<input type="checkbox"/> \$150.00	<input type="checkbox"/> \$25.00
<input type="checkbox"/> I agree to abide by the FVAC Constitution and By-laws & the Field Rules of Fox Valley Aero Club.		<input type="checkbox"/> I am a current turbine waiver holder		
SIGNATURE (signature of guardian if Junior Member)		DATE		

Additional Household Family Member	PLEASE PRINT	<input type="checkbox"/> New member		
FULL NAME	PHONE NUMBER	EMAIL	<input type="checkbox"/> Send club notices	
BIRTHDATE	A.M.A. NUMBER	Dues amount (see above):	<input type="checkbox"/> \$25.00	
<input type="checkbox"/> I agree to abide by the FVAC Constitution and By-laws & the Field Rules of Fox Valley Aero Club.		<input type="checkbox"/> I am a current turbine waiver holder		
SIGNATURE (signature of guardian if Junior Member)		DATE		

Additional Household Family Member	PLEASE PRINT	<input type="checkbox"/> New member		
FULL NAME	PHONE NUMBER	EMAIL	<input type="checkbox"/> Send club notices	
BIRTHDATE	A.M.A. NUMBER	Dues amount (see above):	<input type="checkbox"/> \$25.00	
<input type="checkbox"/> I agree to abide by the FVAC Constitution and By-laws & the Field Rules of Fox Valley Aero Club.		<input type="checkbox"/> I am a current turbine waiver holder		
SIGNATURE (signature of guardian if Junior Member)		DATE		

Were you referred by an existing member?

If so, please list their name here: _____

Total amount enclosed: _____