

FLY PAPER



October 2023

The Flypaper is a monthly publication of

The Fox Valley Aero Club

An Illinois not-for-profit Corporation

P.O. Box 837
St. Charles, IL 60174-0837

www.foxvalleyaero.com

AMA Gold Leader Club



Academy of Model Aeronautics
Charter Club #252

Windy City Jets 2023



President:
Dale Gathman
contact@foxvalleyaero.com

Vice President:
Dave Murray
contact@foxvalleyaero.com

Secretary:
Armin Weber
contact@foxvalleyaero.com

Treasurer:
Scott Stampfli
treasurer@foxvalleyaero.com

Flypaper Editor:
Paul Martin
contact@foxvalleyaero.com

Mike Bargman photo



President's Message

Dale Gathman

contact@foxvalleyaero.com

Tailgate Swap – Our third 'sanctioned' tailgate swap went very well. We again had an increase in vendors over last year, and also a significant increase in shoppers. This was likely due to the increased media efforts we made this year, including flyers and emails. Thanks to Mike Maciejewski for organizing this event, and to the volunteers who helped set up and run the event.

Turkey Fry 2023 – We had another fantastic Turkey Fry on Saturday, Oct. 7. The weather was a little bit cool and windy, but it was bright and sunny. We had an average number of members and friends attend, and the food, as always, was great. Many thanks to Karl Griesbaum and family, Glenn and Jean, Scott and Jess, Rich and Jan, and all of the helpers who set up the shed and then cleaned up and put it back in order, ready for the coming winter. What a great way to celebrate the 2023 flying season.

Remote ID and FRIA Status – The FAA has extended the Remote ID requirement deadline an additional six months. That means the deadline now is March 16, 2024. Our first club field FRIA application was denied by the FAA, and the reason was that we could potentially fly over people or property. I talked this over with Tyler Dobbs of the AMA, and they are upset that the FAA is trying to regulate 'safety' at our site. Safety is regulated by the AMA, and we have been flying safely at our field for almost 20 years now. He questions how remote ID would improve safety at our field and feels that the FAA is not supposed to be regulating safety through the FRIA process. Anyway, a second application was submitted, and that one is still pending, with the FAA asking for 'additional information'. I will stay on top of this and will keep you informed of our progress.

Opportunity to Serve the Club – Serving on the Board of Directors is a great way to help your club out and to get to know the inner workings of the club. If you feel called to run for At-Large Director or for an Officer position, have someone nominate you. Our election process starts with open nominations at our October Member Meeting, and then again at our November Member Meeting. The Election takes place via electronic vote shortly after. Give some thought to the possibility of joining the board for 2023. If you have any questions about serving in this capacity, please contact me.

I look forward to seeing you at the Member Meeting on Thursday, October 12 at 7:30pm. We will be meeting at the St. Charles Township building. Please bring any new projects you may be working on. Hope to see you there.

Dale

Vice President

Dave Murray

contact@foxvalleyaero.com



Wind City Jets 2023

Wow!

On Saturday, September 9th, the weather could not have been better. Northeast winds with partly cloudy skies.

We ended up with 29 registered pilots. Throughout the entire event, only one turbine quit during flight. The jet landed in the bean field with only minor cosmetic damage.

Do we plan to have a Windy City Jets 2024? That is up to you, the club membership. The board would like to hear from you whether good comments or bad. You all have a voice.

I want to thank the Pilots and Volunteers for their strong support in making this event happen! I could not have done it without you!

On a different subject, the club is growing and the board is looking at a different location to hold the club Christmas party. As it stands today, we are still planning to have the event at Nick's Pizza & Pub on December 9th.

Sometime later this month we will be shutting down the Pop Machine for the winter.

That's all for now! See you at the field weather permitting.

Dave



FLY PAPER



Secretary's Report

Armin Weber

contact@foxvalleyaero.com

Fox Valley Aero Club
Member Meeting Minutes
 September 14, 2023 at
 St. Charles Township Hall

1. **Welcome Members and Guests** – Dale Gathman.
 Dale Gathman called the meeting to order at 7:30pm.

Dave Murray mentioned that fellow member Victor Fortino will be receiving Chemotherapy treatment for the next few weeks. To be followed up by Stem Cell Therapy.

Dale Mentioned that the FAA has extended the remote-id deadline by 6 months. Our initial FRIA request for the field was denied. The AMA has resubmitted our request and the FAA is now requesting more information. Dale is working with the AMA.

Guests: Welcome - Bert. He is interested in learning to fly and was introduced to Chief Flight Instructor Dave Jacobsen.

2. **Approval of Member Meeting Minutes from August 10, 2023** – Armin Weber.
 Dale Gathman asked for a motion to accept the August Member Meeting minutes. Motion made by Steve Haas, second by Jeff Mrachek. All approved.

3. **Treasurer's Report** – Scott Stampfli.
 We have typical field expenses and a few more months of mowing. WCJ Income: \$7238. Expenses: \$4087. Profit \$3151, which includes \$2400 in donations. The Festival of Flight also made \$467 at the gate.
 Dale Gathman asked for a motion to accept the Treasurers report. Motion made by Steve Haas, second by Todd Culbertson. All approved.

4. **Safety Chairman's Report** – Jim Thompson.
 Jim reported there were no recent safety issues. He signed off on the AED device periodic check.
 Jim noticed that spotters are inconsistent at events. He will draft an outline to help train spotters.

Larry Grela expressed concerns regarding flight patterns and general flight line procedures, particularly when slower/smaller airplanes are sharing the sky with larger/faster airplanes.

The members agreed that:

- Pilots need a Spotter, especially on busy days.
- Pilots need to focus on their aircraft, while spotters focus on all the aircraft.
- Spotters need to communicate with their pilot and other Spotters.
- Pilots/spotters need to stand close enough so they can hear each other.
- Jim Thompson will develop an outline for spotters to follow.
- New pilots need some basic instruction on procedures and how to share the sky.

5. **Government Relations Chairman's Report** – Tom Spriet.
 Nothing to report. Tom will follow-up in a few weeks.
6. Membership Chairman's Report – Dale Gathman.
 - a. Member count at 207.
 - b. New Members – Thomas Czapiewski, James Ackleson, Chris Phillips, Jason Phillips, Diane Novak.

(continued from previous page)

7. **Field Chairman's Report** – Dale Gathman.
 - a. Waiting for two consecutive perfect days to prime roof.
 - b. Ace bucket is at the field. Place old LiPos in it and Walt Thyng will pick them up for recycling.
8. **Flypaper Editor's Report** – Paul Martin.
Paul reported - All is going well. The next issue will be big with all the event coverage.
9. **Public Relations Chairman's Report** – Todd Culbertson.
Todd reported that he placed signs to advertise the recent WCJ and Festival-of-Flight events.
Todd also set up his popular Introduction to RC booth including flight simulators, cutaway models, retracts, and lots of information.
10. **Cub Fly Report** – Tom Flint.
The event was a success. The weather was great. We had 57 Cubs. Tom had a different event / challenge every 30 minutes. Lunch was provided. A good time was had by all.
11. **Night Fly Report** – Mark Knopkie.
Mark reported the event was a success. 15 pilots attended.
12. **Family Fly Day Report** – Todd Culbertson.
Todd reported the event was a success. The weather was great. There was a steady flow of participants during the afternoon. 63 people were given introductory RC flights.
13. **Windy City Jets Report** -- Dave Murray.
Dave reported the event went well. The weather was very good, large spectator crowd, pilots flew throughout the two-day event. Possible dates for 2024 WCJ would be Sept 6-7. Potential sponsorship from Boeing next year.
14. **Festival of Flight Report** – Jim Thompson.
Jim reported we had a very enjoyable event. 29 pilots attended. The weather was great. We had a steady flow of spectators throughout the day.

Thanks went out to the 60 volunteers that worked both events over three consecutive days.
15. **Tailgate Swap Report** – September 16– Mike Maciejewski.
The tailgate swap will be held in the parking area West of the pavilion. 57 vendor spaces will be available. Setup will begin at 7am. The gate will be open from 9am until 1pm. Only vendors will be charged \$10. Mike asked for 5–7 volunteers to help with gate & parking.
16. **Turkey Fry Planning** – October 7– Dale Gathman.
Planning is underway. Karl Griesbaum will purchase the turkeys. We need to check if there is enough propane. We will also need a turkey carver.
17. **Windy City Warbirds & Classics Date Change** – July 11-13, 2024 – Dale Gathman.
We will lock in 2024 event dates during the next board meeting.

Motion to adjourn by Scott Schilling, second by Jeff Mrachek, all approved.

Meeting was adjourned by Dale Gathman at 8:30pm.

Minutes submitted by Armin Weber – Secretary

Treasurer

Scott Stampfli

treasurer@foxvalleyaero.com



What a spectacular September out at the field we had. Windy City Jets Invitational was a huge success for our club. The event brought spectators out in record numbers to see the talented pilots traveling from far and wide to put on a show.

Jes told me that she and Jean heard lots of comments from the public on the cart including "Oooh and ahhh, Dad look look", "I've been waiting to see the jets for 10 years so glad you are having this event again, I only come to see the jets", "I'm so glad you had a cart, this is 1st class!", "what kind of fuel do they take?", "Do you guys do this every year?", "I'm a member of another club I've been thinking about joining" to "I want to learn to fly, how do I join the club?". She said everyone arrived curious, not really knowing what to expect, and left happy and even more excited!

Most of all I enjoy the club coming together for a common cause - fun and camaraderie. Thank you to Dave Murray for the vision, time and energy, the Pilots for flying all day, every day, Todd "Rocketman" Culbertson for providing the starting point for the public with his Education Tent and Simulator, Dale Gathman for your constant effort & support to the club. And last but certainly not least, the over 60+ Volunteers for without you there would be no event.

Looking forward to the Turkey Fry, see you at the field.

-Scott

From the Editor

Paul Martin

contact@foxvalleyaero.com

Another flying season is coming to a close. Unfortunately I was not able to fly RC nearly as much as I would have liked. Indeed, I think I was only out at the field a few times. Family and Work seems to have a finicky way of taking time away from the fun of flying RC!

With colder weather setting in, I am sure that many club members are eager to start getting that next build going for next year. I look forward to seeing the newly completed projects! To that end, I have included a page at the bottom of the issue detailing how to make fiberglass parts using Plaster of Paris.

The feature of the issue is, of course, Windy City Jets! I want to give a special "shout out" and huge thanks to Mike Bargman. All of the spectacular photos featured in the issue were taken by Mike. Really amazing pictures given the nature and speed of the subjects! The photos shown in the issue are just a few of the photos that Mike was able to take at WCJ. To see all of the photos, please go to his site: Groundeffectphoto.com.

Also featured are some photos that show the camaraderie and Tasty Turkey with all of the fixin's at this years Turkey Fry. Thank you for everyone who supplied and prepared the meal for everyone. This is a great event that brings everyone together as activity at the field slows down.

Additional pages feature the Festival of Flight and The Swapportunity.

Finally, Jeff Mrachek submitted a couple of pics of his recently maiden Seagull Models Ercoupe. Congratulations Jeff!

As we head into colder weather and you have any builds or techniques that you would like to place in the Flypaper remember to take some pictures and send them to me!

Paul



Watcha got?

The *FlyPaper* is always looking for content! Send your builds, tips, and tricks for inclusion in this newsletter to: newsletter@foxvalleyaero.com

The viewpoints in this newsletter are solely those of the individual authors. They may not necessarily represent those of the Editor, Officers, Board, or Membership of the Fox Valley

Windy City Jets 2023



Mike Bargman photos




Mike Bargman photos



Mike Bargman photos

Festival of Flight

September 10, 2023



TURKEY FRY

OCTOBER 7, 2023

Paul Martin and Dale Gathman photos



Swapportunity

FVAC Tailgate Swap
September 16, 2023



Maiden Mentions

Seagull Models Ercoupe
Maidened on Sunday, October 1 2023
From Jeff Mrachek

Today was a maiden success. I successfully maiden my Seagull Models Ercoupe. This plane is modeled after a real airplane first flown in 1937. Interestingly, an Ercoupe made an emergency landing on Lake Shore Drive in Chicago in 2018.

About my plane:

ARF Manufactured by Seagull Models, sold through GatorRC, 98 inch wingspan.

Fitted with Hitech servos along with Scorpion Power Systems PnP 40cc motor and ESC combo.

A pair of 6S 6200-40C batteries providing 12S power.

Electric spinner from GatorRC, electric prop from Falcon, 21X10E wood.

12 minutes of flight time.

Jeff Mrachek.



Tips & Tricks

Plaster of Paris Parts Molding



With another flying season coming to a close you may find that you need to replace a cowling or canopy. Here is a cheap way to make a new one. I have used this method to create a custom cowling as well as a custom canopy frame for my latest project. Pictures from the canopy frame are included in this article.

The first step is to make a positive mold for the part you are making. I had already produced the mold for the canopy using hard balsa. Once the mold is made, secure it in the bottom of a box; I made a "box" using coroplast sheet. Prior to pouring the plaster of paris, make sure to apply a thin layer of vaseline to your mold as well as the inside of the box.

Then mix up an appropriate amount of Plaster of Paris and pour it over your mold; typically pour it in a corner away from the mold so that the material flows over the mold. This will help prevent bubbles and inconsistencies.

Once the mold is complete, coat the area with three coats of automotive wax and apply multiple mist coats of PVA, Poly Vinyl Alcohol. Once the mold is completely prepared you can go ahead and make your fiberglass part.

For the canopy frame shown at right I used three layers of 3/4 ounce cloth and one layer of 1-1/2 ounce cloth and West Marine resin system using fast hardener.



I let the part cure for a day and cut the frame as needed.

Because this method is not necessarily as smooth and perfect as the parting board method, you will spend a little more time finishing the piece before prime and paint. Use of Bondo and fine sandpaper should give you a pretty good finish.

Here is the finished canopy frame with the canopy sleeved into it.

If you want to try this technique and have any questions feel free to reach out to me and I would be happy to give you further advice!



Pros to this technique are that it is pretty cheap and relatively quick. The Plaster of Paris cost me about \$25 and I was able to do everything start to finish in about 3 days.

The cons are that the finish is not perfect and extra finishing work is required prior to priming and painting. Additionally, because the mold is made using plaster of paris, the mold is quite heavy and a little awkward to use when fiberglassing. I placed the mold on a small turn table to make the fiberglassing process a little easier.

EVENTS
2023

January 1	Fun-Fly — Frozen Fingers	10:00 am FVAC Field
January 10	FVAC Member Meeting	7:00 Board Zoom
January 12	FVAC Member Meeting	7:30 Member at Township Hall
February 9	FVAC Member Meeting	6:30 Board, 7:30 Member at Township Hall
February 18	FVAC Annual Swap Meet	8:30 – 4:00 - Kane County Fairgrounds
March 9	FVAC Member Meeting	6:30 Board, 7:30 Member at Township Hall
April 13	FVAC Member Meeting	6:30 Board, 7:30 Member at Township Hall
April 22	Field Workday	9:00 – FVAC Field
April 29	FVAC Cookout - Awards and Raffle	12:00 – FVAC Field
May 6	Tree Line/Berm Orientation Day	9:00 – 1:00 – FVAC Field
May 11	FVAC Member Meeting	6:30 Board, 7:30 Member at Township Hall
May 29	St. Charles Memorial Day Parade	TBD
June 4	Fun-Fly – #1	11:00 – 1:00 – FVAC Field
June 8	FVAC Member Meeting	6:30 Board, 7:30 Member at FVAC Field
June 25	Swedish Days Parade	TBD
July 1	Electric Only – AMA Sanctioned	9:00 – 3:00 Electric Only – FVAC Field
July 6	FVAC Member Meeting	6:30 Board, 7:30 Member at FVAC Field
August 5	Retro Fly	9:00 – 3:00 - FVAC Field
August 6	Fun Fly - #2	11:00 - 1:00 - FVAC Field
August 10	FVAC Member Meeting	6:30 Board, 7:30 Member at FVAC Field
August 12	Cub Fly - AMA Sanctioned	9:00 – 1:00 Cubs Only - FVAC Field
August 12	Night Fly – AMA Sanctioned	6:00 - Midnight - FVAC Field
August 26	Cub Scout Rocket Fest	9:00 - 11:00 - FVAC Field
August 26	Family Fly Day	1:00 - 4:00 - FVAC Field
Sept 8, 9	Windy City Jets Invitational	9:00 - 5:00 - FVAC Field
Sept 10	Festival of Flight	9:00 - 5:00 - FVAC Field
Sept 14	FVAC Member Meeting	6:30 Board, 7:30 Member at Township Hall
Sept 16	FVAC Tailgate Swap Meet - Sanctioned	9:00 - 1:00 – FVAC Field
Sept 17	Fun-Fly #3	11:00 - 1:00 - FVAC Field
October 7	Turkey Fry	12:00 – FVAC Field
October 12	FVAC Member Meeting	6:30 Board, 7:30 Member at Township Hall
November 9	FVAC Member Meeting	6:30 Board, 7:30 Member at Township Hall
December 9	Christmas Pizza Party	6:00 Nick's Pizza & Pub - Elgin

Note that starting this month we are back to meeting at Township Hall!

Township Hall

Fox Valley Aero Club Flight Boundary Map

Rotary-wing
Aircraft Only
Area

Forest
Preserve
Property

Western Boundary - First Tree Line

Flight Area (unshaded, red boundary)

Eastern Boundary - Base of
Police Gun Range Berm

Police
Gun Range
9-1-1
Dispatch
Center

Red shaded area =
No-Fly Zone

FVAC NEW MEMBERSHIP FORM

New Member Assessment Fee: \$300.00 (For new memberships only. Does not include dues.)

- Dues for Regular Members (19 years and over) \$150.00 per Member
- Dues for Junior Members (18 years and under) \$ 25.00 per Member
- Family Membership \$150.00 1st Member
(\$25 for each additional family member with an AMA card, either a spouse or a child under 19 years old.)

PLEASE PRINT

Your Full Name:

AMA Number:

Birthdate:

Dues Amount:

Include me on the club email list.

_____	_____	_____	\$ _____	<input type="checkbox"/>
_____	_____	_____	\$ _____	<input type="checkbox"/>
_____	_____	_____	\$ _____	<input type="checkbox"/>

Your Complete Mailing Address:

Please list the R/C channel(s) you use:

Your Phone Number/s:

Home:

Work:

Cell:

What is Your Occupation: (Please provide details)

Your E-mail Address:

Total Payment Enclosed:

\$ _____



Complete and mail this form to:

**FOX VALLEY AERO CLUB
 P.O. BOX 837
 ST. CHARLES, IL 60174-0837**



**Make checks payable to:
 "Fox Valley Aero Club"**

Signature _____

Date _____