




April 2005

The Fox Valley Aero Club

# Flypaper



April 2005

Club President  
**Jeff Anderson**

Club Secretary  
**Julian Pugh**

Club Vice President  
**Paul Douds**

Club Treasurer  
**Bill Simmons**



Editor: Marty Davis

Flypapernews1@sbcglobal.net



AMA Charter 252



AMA Charter 252

## Re-Elect Mayor Sue

Mayor Sue Helped Us With Our Field of Dreams!



Photo by Paul Douds

(continued on page 6)

**Fox Valley Aero Club**  
**General Business Meeting Minutes**  
**March 10, 2005**

President Jeff Anderson called the meeting to order at 7:30 P.M.

St. Charles Mayor Sue Klinkhamer spoke to the club about current events in the city. She also complimented the FVAC on a job well done in completing our new field and confirmed her attendance at the Grand Opening Day for the Field. She presented drawings of the land usage around our new field, which includes a Police Target Range and Wetlands Area to be completed later. She feels our location will be secure for many years.

Five balls were drawn for the FVAC Field Lottery Reduction Fund. The five members whose balls were drawn received a check for \$1,000 from the club Treasurer. Treasurer Bill Simmons then presented a financial statement to the club. The report was approved by voice vote.

Treasurer Julian Pugh read the minutes for the February meeting. The board approved the minutes. Julian also reported on the Swap Shop results. Changes to the constitution were made and signed by the Board Members.

President Anderson then gave the field report for Chairman Lee Patterson, who was in the hospital. Seeding will be done in March. Club members were asked to stay off of the new grass. A silt fence removal party will be organized to remove the existing silt fence. Electric service is being installed at the field and will be in shortly.

Safety Chairman Karl Griesbaum presented the new Field Safety Rules. Flying hours are from sunrise to sunset. Members were advised to pay particular attention to three items: 1.) Don't fly excessively loud airplanes, 2.) prior to 9:00 AM small engines should only be flown to abate noise and 3.) don't fly north of the runway.

Safety Committee member Karl Griesbaum reported that the committee was in the process of writing new field rules that would be presented to the FVAC Board at the next meeting.

Greg Bohler gave an update of the plans for the Grand Field Grand Opening Ceremony to be held 6/11/2005. Two trainers will be raffled off to the young flyers

Membership Chairman Jason Walsh needs help in getting everyone's e-mail address to facilitate e-mailing the club news letter each month. He is working on a flyer to promote membership in the FVAC at various field events.

The club members voted new members David Todd and Rich Erickson in. Welcome to FVAC membership Dave and Rich.

President Anderson asked Secretary Julian Pugh to look into various types of articles for the new field to be published in the AMA magazine. Julian will contact the District VI V-P and the AMA President regarding a larger feature article.

Jack Treadman discussed the Co-Pilot device and its operation and use. Eric Karl showed the new Robart Navy Jet. Jeff Anderson showed his new 35% stunt plane and Mel Ziska discussed improvements to the Futaba 9C Radio.

President Anderson adjourned the meeting at 8:16 P.M.

Julian Pugh  
Secretary



# PATTERN 101

By Club Member, Chris Moon

First off this month we have some great news. The club will be hosting a pattern contest on August 6<sup>th</sup> and 7<sup>th</sup>. The contest director is Mel Ziska, and we will have lots of information coming out shortly. Be sure and check out the FVAC web site for the most current information. Mel will need some club member help in running the contest, but most of all we want lots of participation from our FVAC membership. There will be an informal training session for first timers to lessen the nerves. The date and time of this training session will be announced later. This will be a real first class contest with some of the best pattern flyers in the country attending. We will have last year's Masters Class National Champion as well as other top ten finishers from last summer's Nationals. Please plan to come out and fly in the contest, or help out if we can't talk you into flying.



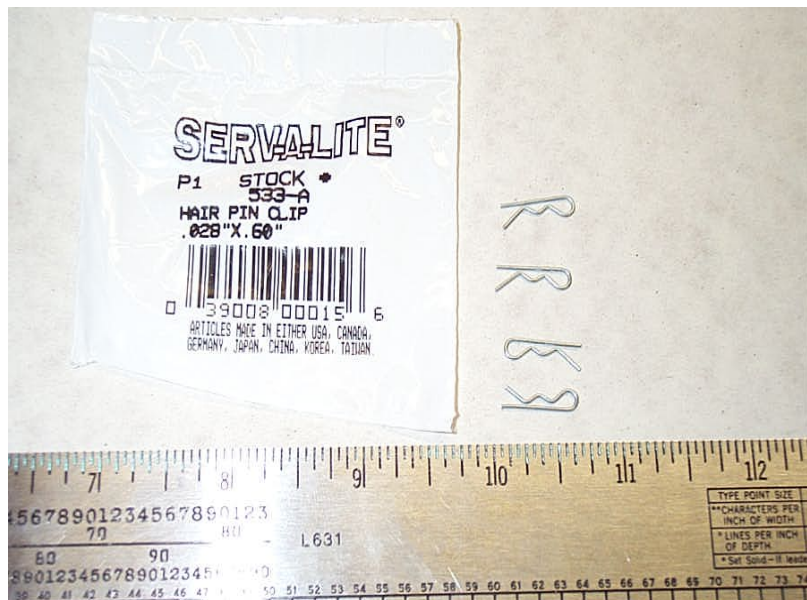
The rest for this month will be a couple of different items that I want to share. I have been writing the last few months primarily about aircraft setup and pushrods. Carbon fiber pushrods are currently the most popular way to go for longer pushrods like on the elevator. Central Hobbies ([www.centralhobbies.com](http://www.centralhobbies.com)) sells pre-packed carbon pushrod setups for both 2-56 and 4-40 applications. These pushrods are very light, strong, and stiff and come with threaded titanium ends. This means \$\$\$\$\$. Not many people are willing to pay \$16.95 for 2 pushrods. I was recently shown a less expensive alternative that is at least equal if not better than the Central setup. Basically, you need a hollow 5/32" carbon fiber rod, a small length of 3/16" aluminum tube, and a threaded 4-40 "stud" sold by Sullivan Products. Assembly is very simple: Cut a 1/2" length of aluminum tube and place it over the end of the carbon rod to act as a sleeve

and apply thin CA to the aluminum tube. (This step is very important. The aluminum sleeve will prevent any splitting or cracking of the carbon rod during the next step). Then, tap the carbon rod to make 4-40 threads. Finally, take a small amount of epoxy and apply to the 4-40 threaded stud and thread it 1/2" into the carbon rod. Picture 1 shows the components, and a finished end. Measure and cut to length for the opposite end, and repeat the installation process and you are done. The result is a very strong and lightweight pushrod for much less than the pre packaged setup.


The most common type of engine setup in today's pattern planes is an inverted engine with a long tuned pipe of muffler hidden in a tunnel on the bottom of the plane. This makes for a very aerodynamically clean airplane. The downside is that the glow plug is on the bottom of the plane and you have to reach around the prop and under the fuselage to attach and remove the glow starter. The answer is to use a remote glow plug clip setup. I have tried many and have not found one that will stay attached to the plug for very long. I saw a posting on the internet showing a setup that is very simple and has held without fail for me for over 300 flights last season. It starts with a Sullivan Model Products remote setup #M020. This setup comes with a glow plug clip as well as a "dummy glow plug" that you mount to the firewall with the included bracket. To access the remote plug, you need to make a small hole in the side of the fuselage large enough to fit your

(Continued on page 4)

(continued from page 3)



igniter battery connector. First, I cut off the glow plug clip that comes with it, and solder on a small wire hitch pin clip that you can get from Sears hardware. I then put a small piece of shrink tubing over the joint to insulate and protect the solder joint from vibration. Then, mount the remote “dummy plug” bracket to the firewall. One wire goes to the glow plug clip, and the other to “ground” which I attach to one of the mounting bolts on the engine mount. For 4- cycles, you can bend the clip so that it will fit into engines that have the glow plug recessed into the head. Picture 2 shows the clips to buy, and picture 3 shows the finished setup.



If you look at the top left of picture 3, you can see the “dummy plug” bracket mounted to the firewall. Finally, picture 4 shows a glow igniter attached and ready to start the engine. A nice and safe way to keep all of your fingers intact.



Next month we will hopefully be back to warmer weather and we can review the Sportsman pattern sequence and talk about the best and most effective ways to practice.

Chris Moon  
Cmoon767@aol.com

## Grand Opening of Our New Field by Greg Bohler

Members, we are getting closer to the Grand Opening of our new airfield. The date is June 11th. Plans are progressing nicely. As many of you are aware, we are coupling this event with a Kid Fly Day. We hope to not only generate a lot of interest with the RC community, but also the general public at large. The tentative schedule of events for that day is as follows:

9:00 - 10:30	Open flying	
10:30 - 11:30	Kid's fly	
11:30 - 12:00	President's address, Ribbon cutting	
12:00 - 1:00	Air show	
1:00 - 3:30	Kid's fly	3:30 - dusk

Open flying Ken Kaiser and Mike Kostecki are handling the sign ups for the Kid's fly at both the Hobby Town USA in St. Charles and Aurora. We are also working with Ken to obtain two trainers for raffles for the kids on that day. Dominic Severino is handling the food for us on that day. Any kid that pre-registers to fly will receive a free lunch. Anyone else will pay a nominal fee for food. There are several things that we are working on, such as inviting both local and AMA dignitaries. We are also going to send flyers to all of the other area clubs. We will need help to make this event a success. We are going to have a field work day on Friday, June 10th. We will need to clean up the field and take care of any last minute set up. On the day of Saturday, June 11th, we will need help with food service, parking, raffle, Kid's fly organization, and possibly some general field help. We are hoping to draw a lot of new people to our field for this event and possibly bring new people into the hobby and our club. We would like to show ourselves in the best possible light. We now have the best flying field in the Midwest and the opportunity to show everyone we also have the best club. Please put some thought into how you can help make this event a success. Flyers for hand out will be available at our next meeting. If you have any questions or comments or are available to volunteer please contact Greg Bohler at 630-406-5946 or email at [gugger7@aol.com](mailto:gugger7@aol.com). Thanks, Greg Bohler

*Editor: This would be a great time to get involved with a club activity. Please call Greg today!*

## Field Loan Reduction Lottery !!

If you missed our Jan. 13, 2005, general meeting the Field Loan Reduction Lottery was covered. Our new Secretary, Julian Pugh, introduced this lottery to the club at our general meeting. We have a \$50,000 loan at Old Second Bank signed by 3 of our club members. The interest floats and adjusts with the prime interest rate, and the interest keeps going up. If we pay it off by using this lottery we will save more than \$16,000 in interest. Get 50 club members to "loan" the club 1000 dollars for five years interest free. You lose nothing .....you will get your money back. Now the club has 50,000 dollars up front to work with. At the March meeting of 2005 after the dues have come in, put all 50 names in a jar and draw out a name. That person gets his 1000 dollars back. The name/chip is only drawn once the Club's balance is in excess of \$10,000. You will receive a certificate signed by our president, Jeff Anderson and Secretary Julian Pugh that says the following:" Field Loan Reduction Lottery---Fox Valley Aero Club....Let it be known that \_\_\_\_\_ has invested \$1000 into the Field Loan Reduction Lottery Fund and will have Lottery Chip #\_\_ inserted into the FVAC Lottery Drawing Jar in his/her name. The Lottery Chip will be redeemed for \$1000 when the Lottery Chip is drawn at one of the lottery drawings scheduled by the FVAC Board of Directors." If you are interested in investing \$1000 with the club, call any officer or board member. See you at the new airfield? By Paul Douds

(continued from page 1)

## Re-Elect Mayor Sue!! She Helped Us With Our Field of Dreams!!

Our Mayor, Sue Klinkhamer, was kind enough to address our members at the March meeting. She gave us a brief history of some of the trials and tribulations that the Mayor and our people went through to bring our field of dreams to reality. We needed Sue then, she needs us now! With the April 5th election approaching, all of our members need to get out to vote and while you're at it ask your neighbors to join with us. Let's re-elect Sue Klinkhamer as Mayor of St. Charles. Sue went the extra mile for us; now it is our turn to go the distance for the Mayor. You can make a difference. Please, get to the polls and re-elect the one who helped us with our field of dreams. Editor

Photo by Paul Douds



## Pepe Lu Pew by Al Trevino



Here is one of my other Scratch built planes. I call it PEPE LU PEW. It's the 60 size Magnum. I ordered the plans from Balsa USA. I have an OS 4 Stroke 91 turning a 14 x 6 prop. The pilot of course is a PEPE LU PEW figure. It was real hard to find a PEPE that would fit in the canopy, but I found one on EBAY. The PEPE stickers I got from a place that has all kinds of Stickers, and they can make them in any size you want and different colors as well. The Sticker place is [www.azgrafx.com/catalog/](http://www.azgrafx.com/catalog/) if anyone is interested. The plane flies really nice and is very easy to land. The wings are concave which are different than your regular airfoils. This is the plane that I cut part of my finger off. I had to go to the emergency room at 10:00 at night to have the part sewn back on. It took 15 stitches. So inside the frame of this beauty it has my blood all over the place (OUCH). Those x-acto knives are sharp.

## President's Message

April is upon us, and it is about time!! It seemed like a very long winter. It is now time to finish all those half-done winter projects. (I have several myself.) Remember a plane that is 97% finished won't fly. Oh yeah ...finish those honey-do projects, too.. You will want to be out at the field with all of us when the weather is nice. I was just out at the field, and the grass is already trying to turn green! I am really excited about summer. We have a lot of great things falling into place. Like...

- Mayor "SUE" at our meeting - a BIG supporter of Fox Valley Aero Club!!
- Bob Violet told me he will be here for "WINDY CITY JETS".
- Mike McConville will also be here for the ½ time show.
- Jet Raffle already sold about 60+ Tickets at \$20.00 each.
- Many pilots asking about the FESTIVAL
- Every local Hobby Store wanting to help us better our club.
- New members every month
- Constitutional adamant
- Loan paid off and 5 lotto balls already paid back!
- Productive general meetings & board meetings.
- Electricity planned for the Field
- Friday night cookouts
- Flying, Flying, Flying, and some more Flying
- Good rules in place to keep us safe! (Don't force us to make hours)
- Lee Patterson out of the Hospital and doing Great and planning lots for us!

Lots of rumors going around???? Get to the meetings!! Find out what is really going on and take an active role in YOUR club.

Jeff Anderson  
President, Fox Valley Aero Club



## Good Eats by Chef Marty

From New Orleans, Brennan's Original World Famous, Bananas Foster  
Recipe-Serves Four

- ¼ cup (½ stick) butter
- 1 cup brown sugar
- ½ teaspoon cinnamon
- ¼ cup banana liqueur
- ¼ cup white rum
- 4 scoops vanilla ice cream
- 4 bananas, cut lengthwise, then halved



First combine the butter, sugar and cinnamon in a flambé pan or skillet. Place the pan over low heat on top of the stove, and cook, until the sugar dissolves. Stir in the banana liqueur and then place the bananas in the pan. When the banana sections soften and begin to brown, (*read editor note first before doing next step*) carefully add the rum. Continue to cook the sauce until the rum is hot, then tip the pan slightly to ignite the rum. When the flames subside, lift the bananas out of the pan and place four pieces over each portion of ice cream. Generously spoon the warm sauce over the top of the ice cream and serve immediately!

*Editor note: The flames from the rum are about one or two foot high and last five seconds or so. The rum vapors are heavier than air so the vapors WILL find the flame, so make sure you pour the rum from a measuring cup and not from the bottle of rum!!! It is a lot of fun but have a large pan lid handy just in case things get out of control and maybe even a fire extinguisher!! Being safe is not an accident!*

## Scheduled 2005 Fun Flies by Allan Galle

**MAY 14, 2005 – CLIMB AND GLIDE**

**JUNE 4, 2005 – TOUCH AND GO'S**

**JULY 9, 2005 – MINI PATTERN**

**AUG 13, 2005 VEGAS**

**SEPT 10, 2005 SPOT LANDING & BOMB DROP**

**OCT 15, 2005 MAIL PICK-UP OR CARRIER LANDING**

**NOV 12, 2005 TURKEY SHOOT**

**Details of each event to be given at each general meeting before the Fun Fly.**

### From the Editor...

In the past, the AMA has stated that a strong viable newsletter is the center of any club. Only 25% of the membership ever attend a meeting, which leaves 75% of a club left out and not part of what is going on. To include that 75% of the membership, you need to have a newsletter that people want to read, and the only way to achieve this is through membership participation in the newsletter. Members have to get involved to make the newsletter interesting enough to read. I want to thank all the members who are starting to send in submissions for the Flypaper. With our large membership your editor should be inundated with articles for our paper. Please, support your newsletter. Remember, it is not what your newsletter can do for you, but rather what you can do for your newsletter!

Please, come to a meeting and watch the maestro, our president Jeff Anderson, at work. I guarantee, you will be glad you did. A Jeff meeting should not be missed.

Lee Patterson sure gave us all quite a scare the other day and put our whole club into a tail spin, if I may use that analogy. I think the news of his condition might have even clogged up the internet for awhile. The emails were a-flyin'. I think I even saw his hospital condition update on a Fox News banner at the bottom of the screen. I was afraid that I might have been partially responsible for Lee's circumstance, having Lee do so much of the heavy arm twisting for the last newsletter. I hope Lee will be a little more careful and less heavy handed in the future.

Let's all get out to vote this April 5th to re-elect Mayor Sue and don't forget to bring your spouses with you. Every vote counts. Sue helped make our club field possible, and now it is our turn to help her! Let's all make the time to vote and help our friend.

It pains me greatly to make this announcement. I will resign as your Editor of the Flypaper newsletter and the related board member position after I put the June Flypaper to bed. When I took over the Flypaper I had every intention of being your editor for at least a couple of years, if not longer (of course, all at the whim of the board). Putting out only six newsletters was not my intention. Unfortunately, I jumped into this well before I reached any kind of comfort level with my recent retirement. After 35 years of working, retirement can be a shock to your system. It does not bring you all of the extra time you would think but instead, just the opposite. I found out that retirement can take time and be hard work just like a real job. Being editor of two newsletters and all of the other things I have going on right now leaves me with way too many irons in the fire, and no time. I will still be a member of this great club of ours, but I need to step back and reorganize my time. This leaves a great opportunity for a member to have some fun and to get involved by being editor of this excellent newsletter of ours. If you are interested please contact any club board member and they will set the wheels in motion. I will personally guarantee that you are up to speed and on solid footing before I hand over the reins to you. If needed I even make house calls, and I will loan you my copy of MS Publisher for Morons. I hope you have enjoyed the newsletter these last few months as much as I have enjoyed putting it together. Jason Walsh and Bob Mosinski do most of the hard work, and the editor gets all of the glory. What more could you ask for? It is a pleasure working with such a fine group of people, and I will continue doing so until the June newsletter is sent out. Thanks.

Martin L. Davis

Editor, Flypapernews1@sbcglobal.net




*Omission March 2005 newsletter: I had an omission in last month's Flypaper. I did not give proper credit to Paul Douds for photos of Bob Walker's retirement. Thanks, Paul.*




# **SAFETY RULES**

of the

## **Fox Valley Aero Club**



1. The Fox Valley Aero Club (FVAC) flying field is open from sunrise until sunset for all aircraft.
2. All fliers must be active members of the FVAC with a current AMA card. Guests when accompanied by a FVAC member will be allowed to fly three (3) times before being required to join the FVAC.
3. A muffler is required on all engines .10 ci size or larger. Supersonic propellers are not permitted.
4. You must fly from one of the six (6) flying stations on the South side of the taxiway. Before you turn on your radio or fly, you must have a frequency clip on your antenna or on your person and your AMA card on the frequency board. When you are done flying, return the clip to the frequency board and put your transmitter back in the impound rack or in your field box.
5. Flying north of the East-West runway is prohibited. You may take off from the taxiway on portions heading Southeast or to the Southwest. There are to be no takeoffs from the East-West portion of the taxiway and no landings on any portion of the designated taxiway. Stay within the over fly area West of the TriCom and East of the tree line. Infractions of these rules will be handled under Article III of Paragraph 9 of our Club's Constitution.
6. Pitting is to be done at a safe distance from the North edge of the taxiway. Pitting directly in front of the pavilion should be avoided. Use extreme caution while taxiing in the pit area and be aware that you are taxiing behind the flight stations and that the wind could weathervane your plane from the taxiway.
7. Helicopter flying is to be done North of the East-West runway and West of the pavilion. If the pilot chooses to fly from one of the six (6) pilot stations located North of the runway, he must fly in the same pattern being flown by the airplanes.
8. Please fly responsibly and remember to follow all the established rules of the Academy of Model Aeronautics and the Fox Valley Aero Club.



Board Approved  
March 3, 2005

---

**In This Issue...** The Latest Club News, and More!  
**The Fox Valley Aero Club *Flypaper***

*Rush to:*

St. Charles, IL 60175  
4N609 Pheasant Run Dr.

Martin  
Davis

